

RETTOR



POWER DISTRIBUTION
LIGHTING SYSTEMS



GIFAS ELECTRIC

Innovative and sustainable solutions in the field of power distribution and lighting systems. Since 1957, GIFAS has been your reliable partner for electrical products that perform reliably even under the toughest conditions.

SYSTEMATIC QUALITY

Highest quality and professional workmanship are our focus. Only products that have been tested for safety and functionality leave our in-house production facility. Our certification according to EN ISO 9001:2015 guarantees that all services meet the highest standards and fulfill all requirements.

SOMETHING THAT REMAINS

In everything we do, durability and resource conservation are our top priorities. We create and distribute products that serve our customers for a long time and giving them more time for other tasks.

With streamlined processes and continuous improvements, we develop tailored, cost-effective solutions for our customers, becoming partners who operate on equal footing. Through personalized consultation, comprehensive services, and the design of customer-specific systems, we provide added value that truly convinces.

Our focus is on the key segments of construction site, security, traffic, industry, and municipalities. We distribute our standard products through electrical wholesalers. Thanks to a large warehouse, short delivery times, and diverse shipping options, we are always close to you – anywhere, anytime.

POWER

Solid rubber boxes / junction boxes (unfused) 4-6

Solid rubber junction boxes 7-8

Solid rubber junction boxes (loopable) 9

Plastic junction boxes 10

Mobile solid rubber junction boxes 12-13

Isolating transformers mobile 14-15

Solid rubber cable reels 16

Spring operated / hose reels 17

Schuko / CEE extensions 18-19

Device connection cables 19

Cable bridges 20-21

Plug-in connectors 21

Floor outlets 22-25

Underground distributors 26-31

Energy bollards 32-35

Low voltage 47

LIGHT

Rechargeable lights 36-37

Mobile lighting 38-39

Hall lighting 40-41

Floodlights 42-43

Protection tube lights 44



Moisture-proof diffuser lights 45

Universal LED light strip module 46

Low voltage 47

SOLID RUBBER

special mixture of butyl rubber

- Superior stability: shatterproof, impact-resistant, stable shape and resistant to ageing
- Integrated wall mounting provides protective insulation - separated from the wired area
- Captive stainless steel top screws
- No corrosion
- No condensation (even where there are significant temperature fluctuations)
- Dust-tight and protected against water jets (IP65)
- High temperature resistance from -30° up to +80°C
- Resistant to chemicals (oils and fat, many acids and caustics)
- Weather-, UV- and Ozone-resistant
- Self-extinguishing, halogen and silicone-free
- Low-smoke in the event of fire - no release of caustic or toxic substances
- Tested quality -  



Solid rubber boxes - IP65

- Cabinet solid rubber halogen-free, with foamed polyurethane gasket seal
- Cover polycarbonate
- Cover fixing: stainless steel screw TORX T15 A4
- Type of protection: IP65

Solid rubber box series 1010 W x H x D = 100 x 100 x 65mm



4/M20 cable glands incl. dummy plugs

103450

Solid rubber box series 1010 grey W x H x D = 100 x 100 x 65mm



4/M20 cable glands incl. dummy plugs

133163

Solid rubber box series 1212 W x H x D = 125 x 125 x 76mm



2/M20 cable glands incl. dummy plugs
2/M25 cable glands incl. dummy plugs

71055

Solid rubber box series 1212 grey W x H x D = 125 x 125 x 76mm



2/M20 cable glands incl. dummy plugs
2/M25 cable glands incl. dummy plugs

140099

Solid rubber box series 1616 W x H x D = 160 x 160 x 90mm



2/M20 cable glands incl. dummy plugs
2/M25 cable glands incl. dummy plugs
2/M32 cable glands incl. dummy plugs

140097

Solid rubber box series 1616 grey W x H x D = 160 x 160 x 90mm



2/M20 cable glands incl. dummy plugs
2/M25 cable glands incl. dummy plugs
2/M32 cable glands incl. dummy plugs

140098

Solid rubber junction boxes - IP44

- Housing: solid rubber halogen-free
- Gasket: solid rubber round cord (Series 2100, 2500, 2600) or foamed polyurethane gasket seal (Series 1800)
- Cover fixing: stainless steel cross-head screw
- 4-way wall mounting outside the wiring space partitioned off

Solid rubber junction box series 2100 -
1/M20 cable gland at the bottom
W x H x D = 72 x 84 x 61 mm



1/Schuko 16A 230V unfused

25077

Solid rubber junction box grey -
1/M16 cable gland on top
W x H x D = 55 x 65 x 53mm



1/Schuko 16A 230V grey unfused

13799

Solid rubber junction box series 1800 -
1/M20 cable gland on top
W x H x D = 92 x 185 x 52mm



2/Schuko 16A 230V unfused

25675

Solid rubber junction box series 1800 -
1/M20 cable gland at the bottom
W x H x D = 185 x 92 x 52mm



3/Schuko 16A 230V unfused

25473

Solid rubber junction box series 1010 -
1/M20 cable gland at the bottom
W x H x D = 100 x 100 x 65mm



1/Schuko 16A 230V IP68 unfused

142483

Solid rubber junction box series 2700 -
1/M20 cable gland on top
W x H x D = 110 x 110 x 79mm



2/Schuko 16A 230V unfused

25232

Solid rubber junction box series 2500 -
1/M20 cable gland on top
W x H x D = 110 x 110 x 79 mm



1/CEE 5x16A 400V unfused
2/Schuko 16A 230V unfused

25231

Solid rubber junction box series 2600 -
1/M20 cable gland at the bottom
W x H x D = 110 x 110 x 62 mm



1/CEE 5x16A 400V unfused

25243

Solid rubber junction box series 2500 -
1/M25 cable gland at the bottom
W x H x D = 110 x 110 x 79 mm



1/CEE 5x32A 400V unfused

25321

Solid rubber junction boxes - IP44 / IP65

- Housing: solid rubber halogen-free
- Gasket: foamed polyurethane gasket seal
- Cover fixing: stainless steel screw TORX T15 A4
- 4-way wall mounting outside the wiring space partitioned off

Solid rubber junction box series 7350 IP44 -

- 2/M25 cable glands on top
- 1/M20 cable gland on top
- 2/M25 cable glands at the bottom
- 1/M20 cable gland at the bottom
- 3/dummy plugs

W x H x D = 200 x 350 x 133mm

- 1/Solid rubber-CEE 5x32A 400V unfused
- 1/Solid rubber-CEE 5x16A 400V
- 2/Schuko 16A 230V



142371

Solid rubber junction box series 7250 IP44 -

- 1/M20 cable gland on top
- 1/M20 cable gland at the bottom
- 1/dummy plug

W x H x D = 160 x 281 x 133mm

- 1/Solid rubber-CEE 5x16A 400V unfused
- 2/Schuko 16A 230V

142425



Solid rubber junction box series 7250 IP44 -

- 1/M25 cable gland on top
- 1/M20 cable gland on top
- 1/M25 cable gland at the bottom
- 1/M20 cable gland at the bottom
- 2/dummy plugs

W x H x D = 160 x 281 x 133mm

- 1/Solid rubber-CEE 5x32A 400V unfused
- 2/Schuko 16A 230V

142423



Solid rubber junction box series 7250 IP44 -

- 1/M25 cable gland on top
- 1/M20 cable gland on top
- 1/M25 cable gland at the bottom
- 1/M20 cable gland at the bottom
- 2/dummy plugs

W x H x D = 160 x 281 x 133mm

- 1/Solid rubber-CEE 5x32A 400V unfused
- 1/Solid rubber-CEE 5x16A 400V

142372



Solid rubber junction box series 7250 IP65 -

- 1/M40 cable gland at the bottom
- 1/Main line terminal 5pol. 16mm²

W x H x D = 160 x 281 x 133mm

- 1/CEE 5x63A 400V IP67 unfused

110698



Solid rubber junction box series 7250 IP65 -

- 1/M40 cable gland on top
- 1/Main line terminal 5pol. 16mm²

W x H x D = 160 x 281 x 133mm

- 1/CEE 5x63A 400V IP67 unfused

142526



Solid rubber junction boxes - IP44

- Housing: solid rubber halogen-free
- Gasket: foamed polyurethane gasket seal
- Cover fixing: stainless steel screw TORX T15 A4
- 4-way wall mounting outside the wiring space partitioned off

Solid rubber junction box series 7300 LUNGAU - max. pre-fuse 40A

1/M25 cable gland at the bottom
W x H x D = 200 x 350 x 133 mm

1/Solid rubber-CEE 5x16A 400V 1/RCB 3pol. 16A
2/Schuko 16A 230V 2/RCB 1pol. 16A
1/RCD 40/0,03/4P. Type A



46111 *

Solid rubber junction box series 7300 LUNGAU - max. pre-fuse 40A

1/M32 cable gland on top
1/M32 cable gland at the bottom
1/dummy plug
W x H x D = 200 x 350 x 133 mm

1/Solid rubber-CEE 5x32A 400V 1/RCB 3pol. 32A
2/Schuko 16A 230V 2/RCB 1pol. 16A
1/RCD 40/0,03/4P. Type A



64601 *

Solid rubber junction box series 7400 FLACHGAU - max. pre-fuse 40A

1/M32 cable gland at the bottom
W x H x D = 266 x 370 x 133 mm

2/CEE 5x16A 400V 2/RCB 3pol. 16A
3/Schuko 16A 230V 3/RCB 1pol. 16A
1/RCD 40/0,03/4P. Type A



136313 *

Solid rubber junction box series 7400 FLACHGAU - max. pre-fuse 40A

1/M32 cable gland on top
W x H x D = 266 x 370 x 133 mm

2/CEE 5x16A 400V 2/RCB 3pol. 16A
3/Schuko 16A 230V 3/RCB 1pol. 16A
1/RCD 40/0,03/4P. Type A



136312 *

Solid rubber junction box series 7400 FLACHGAU - max. pre-fuse 40A

1/M32 cable gland on top
W x H x D = 266 x 370 x 133 mm

1/CEE 5x32A 400V 1/RCB 3pol. 32A
1/CEE 5x16A 400V 1/RCB 3pol. 16A
3/Schuko 16A 230V 3/RCB 1pol. 16A
1/RCD 40/0,03/4P. Type A



136314 *

Solid rubber junction box series 7400 FLACHGAU - max. pre-fuse 63A

1/M32 cable gland at the bottom
W x H x D = 266 x 370 x 133 mm

1/Solid rubber-CEE 5x32A 400V 1/RCB 3pol. 32A
1/Solid rubber-CEE 5x16A 400V 1/RCB 3pol. 16A
3/Schuko 16A 230V 3/RCB 1pol. 16A
1/RCD 63/0,03/4P. Type A



71652 *

Solid rubber junction box series 7400 FLACHGAU - max. pre-fuse 63A

1/M40 cable gland on top
1/M40 cable gland at the bottom
1/Dummy plug
W x H x D = 266 x 370 x 133 mm

1/Solid rubber-CEE 5x32A 400V 1/RCB 3pol. 32A
1/Solid rubber-CEE 5x16A 400V 1/RCB 3pol. 16A
3/Schuko 16A 230V 3/RCB 1pol. 16A
1/RCD 63/0,03/4P. Type G/A



138663 *

Solid rubber junction box series 7400 FLACHGAU - grey - max. pre-fuse 63A

1/M40 cable gland on top
1/M40 cable gland at the bottom
1/Dummy plug
W x H x D = 266 x 370 x 133 mm

1/Solid rubber-CEE 5x32A 400V 1/RCB 3pol. 32A
1/Solid rubber-CEE 5x16A 400V 1/RCB 3pol. 16A
3/Schuko 16A 230V 3/RCB 1pol. 16A
1/RCD 63/0,03/4P. Type G/A




138663 *

Solid rubber junction box series 7400 FLACHGAU - max. pre-fuse 63A

1/M40 cable gland on top
1/M40 cable gland at the bottom
1/Dummy plug
W x H x D = 266 x 370 x 133 mm

1/Solid rubber-CEE 5x32A 400V 1/RCB 3pol. 32A
1/Solid rubber-CEE 5x16A 400V 1/RCB 3pol. 16A
3/Schuko 16A 230V 3/RCB 1pol. 16A
1/RCD 63/0,03/4P. Type G/A dRCM (Residual current display)



140033 *

Solid rubber junction box series 7400 FLACHGAU - max. pre-fuse 63A

1/M32 cable gland at the bottom
W x H x D = 266 x 370 x 133 mm

1/CEE 5x32A 400V 1/RCB 3pol. 32A
1/CEE 5x16A 400V 1/RCB 3pol. 16A
3/Schuko 16A 230V 3/RCB 1pol. 16A
1/RCD 63/0,03/4P. Type A



111871 *

* according ÖVE/ÖNORM EN61439-4

Solid rubber junction box series 7400 FLACHGAU - max. pre-fuse 63A

1/M40 cable gland on top
2/M20 cable glands on top
1/M40 cable gland at the bottom
2/M20 cable glands at the bottom
5/Dummy plugs
W x H x D = 266 x 370 x 133mm



1/CEE 5x32A 400V	1/MCB 3pol. 32A
1/CEE 5x16A 400V	1/MCB 3pol. 16A
3/Schuko 16A 230V	3/MCB 1pol. 16A
2/RJ45 CAT6A	unfused
	1/RCD 63/0,03/4P. Type A

140041 *

Solid rubber junction box series 7400 FLACHGAU - max. pre-fuse 63A

1/M40 cable gland on top
1/M40 cable gland at the bottom
1/Dummy plug
W x H x D = 266 x 370 x 133mm



2/Solid rubber-CEE 5x32A 400V	2/MCB 3pol. 32A
3/Schuko 16A 230V	3/MCB 1pol. 16A
	1/RCD 63/0,03/4P. Type A

140037 *

Solid rubber junction box series 7700 PINZGAU - max. pre-fuse 63A

1/M32 cable gland at the bottom
W x H x D = 336 x 370 x 162mm



1/Solid rubber-CEE 5x32A 400V	1/MCB 3pol. 32A
2/Solid rubber-CEE 5x16A 400V	2/MCB 3pol. 16A
4/Schuko 16A 230V	4/MCB 1pol. 16A
	1/RCD 63/0,03/4P. Type A

135096 *

Solid rubber junction box series 7700 PINZGAU - max. pre-fuse 63A

1/M40 cable gland on top
1/M40 cable gland at the bottom
1/dummy plug
W x H x D = 336 x 370 x 162mm



1/Solid rubber-CEE 5x32A 400V	1/MCB 3pol. 32A
2/Solid rubber-CEE 5x16A 400V	2/MCB 3pol. 16A
4/Schuko 16A 230V	4/MCB 1pol. 16A
	1/RCD 63/0,03/4P. Type G/A

142370 *

* according ÖVE/ÖNORM EN61439-4

Solid rubber junction boxes - IP44

- Housing: solid rubber halogen-free
- Gasket: foamed polyurethane gasket seal
- Cover fixing: stainless steel screw TORX T15 A4
- 4-way wall mounting outside the wiring space partitioned off
- Main line terminal 5pol. for easy connection of up to 3 lines 16mm² (finely stranded + ferrule) or 25mm² (solid, stranded)

Solid rubber junction box series 7400 FLACHGAU - max. pre-fuse 63A

2/M32 cable glands on top
2/M32 cable glands at the bottom
3/Dummy plugs
1/Main line terminal 5pol. 16/25mm²
W x H x D = 266 x 370 x 133 mm

1/Solid rubber-CEE 5x32A 400V	1/MCB 3pol. 32A
1/Solid rubber-CEE 5x16A 400V	1/MCB 3pol. 16A
3/Schuko 16A 230V	3/MCB 1pol. 16A
	1/RCD 63/0,03/4P. Type A



138640 *

Solid rubber junction box series 7400 FLACHGAU - max. pre-fuse 40A

2/M32 cable glands on top
2/M32 cable glands at the bottom
3/Dummy plugs
1/Main line terminal 5pol. 16/25mm²
W x H x D = 266 x 370 x 133 mm

1/CEE 5x32A 400V	1/MCB 3pol. 32A
1/CEE 5x16A 400V	1/MCB 3pol. 16A
3/Schuko 16A 230V	3/MCB 1pol. 16A
	1/RCD 40/0,03/4P. Type A



138646 *

Solid rubber junction box series 7400 FLACHGAU - max. pre-fuse 63A

2/M32 cable glands on top
2/M32 cable glands at the bottom
3/Dummy plugs
1/Main line terminal 5pol. 16/25mm²
W x H x D = 266 x 370 x 133 mm

1/CEE 5x32A 400V	1/MCB 3pol. 32A
1/CEE 5x16A 400V	1/MCB 3pol. 16A
3/Schuko 16A 230V	3/MCB 1pol. 16A
	1/RCD 63/0,03/4P. Type A



138645 *

Solid rubber junction box series 7400 FLACHGAU - max. pre-fuse 63A

2/M40 cable glands on top
2/M40 cable glands at the bottom
3/Dummy plugs
1/Main line terminal 5pol. 16/25mm²
W x H x D = 266 x 370 x 133 mm

1/Solid rubber-CEE 5x32A 400V	1/MCB 3pol. 32A
1/Solid rubber-CEE 5x16A 400V	1/MCB 3pol. 16A
3/Schuko 16A 230V	3/MCB 1pol. 16A
	1/RCD 63/0,03/4P. Type G/A



140038 *

Solid rubber junction box series 7700 PINZGAU - max. pre-fuse 63A

2/M40 cable glands on top
2/M40 cable glands at the bottom
3/Dummy plugs
1/Main line terminal 5pol. 16/25mm²
W x H x D = 336 x 370 x 162 mm

1/CEE 5x63A 400V	1/MCB 3pol. 63A
1/Solid rubber-CEE 5x32A 400V	1/MCB 3pol. 32A
1/Solid rubber-CEE 5x16A 400V	1/MCB 3pol. 16A
3/Schuko 16A 230V	3/MCB 1pol. 16A
	1/RCD 63/0,03/4P. Type G/A



126717 *

Solid rubber junction box series 7400 FLACHGAU - max. pre-fuse 63A

2/M40 cable glands on top
2/M40 cable glands at the bottom
3/Dummy plugs
1/Main line terminal 5pol. 16/25mm²
W x H x D = 266 x 370 x 133 mm

1/Solid rubber-CEE 5x32A 400V	1/MCB 3pol. 32A
1/Solid rubber-CEE 5x16A 400V	1/MCB 3pol. 16A
3/Schuko 16A 230V	3/MCB 1pol. 16A
	1/RCD 63/0,03/4P. Type G/B



140039 *

Accessories junction boxes

Sealing insert - for cable gland M40 13-26mm

138715

Mounting Bracket - Wall Mounting Bracket V4A for Distributors BR 7200-7700 incl. Screws (2 pieces required per distributor)

121831

* according ÖVE/ÖNORM EN61439-4

PLASTIC

Housing ABS/PC

- Positive characteristics: impact-resistant, dimensionally stable
- Temperature-resistant from -25°C to +40°C
- Weather-, UV- and age-resistant
- Good insulation properties
- Corrosion-free
- Universally applicable



Plastic junction boxes - IP44

- Housing plastic, halogen-free, color RAL 7035
- Gasket: foamed polyurethane gasket
- Protection class II
- Impact Proof IK08
- Clear Window 12TE (KLN4) or 18TE (KLN5)

Plastic Lightbox series KLN3 -

1/M32 cable gland enclosed
W x H x D = 210 x 436 x 137mm

1/CEE 5x16A 400V
2/Schuko 16A 230V

1/MCB 3pol. 16A
2/MCB 1pol. 16A
1/RCD 40/0,03/4P. Type A



142367

Plastic Lightbox series KLN3 -

1/M32 cable gland enclosed
W x H x D = 210 x 436 x 137mm

1/CEE 5x32A 400V
2/Schuko 16A 230V

1/MCB 3pol. 32A
2/MCB 1pol. 16A
1/RCD 40/0,03/4P. Type A



142369

Plastic Lightbox series KLN4 -

1/M32 cable gland enclosed
W x H x D = 310 x 435 x 149mm

1/CEE 5x32A 400V
1/CEE 5x16A 400V
3/Schuko 16A 230V

1/MCB 3pol. 32A
1/MCB 3pol. 16A
2/MCB 1pol. 16A
1/RCD 40/0,03/4P. Type A



136301

Plastic Lightbox series KLN5 -

1/M32 cable gland enclosed
W x H x D = 420 x 435 x 149mm

1/CEE 5x32A 400V
1/CEE 5x16A 400V
3/Schuko 16A 230V

1/MCB 3pol. 32A
1/MCB 3pol. 16A
3/MCB 1pol. 16A
1/RCD 63/0,03/4P. Type A



152191

Plastic Lightbox series KLN5 -

1/M40 cable gland enclosed
W x H x D = 420 x 435 x 149mm

1/CEE 5x32A 400V
2/CEE 5x16A 400V
4/Schuko 16A 230V

1/MCB 3pol. 32A
2/MCB 3pol. 16A
2/MCB 1pol. 16A
1/RCD 63/0,03/4P. Type A





142365



SOLID RUBBER

special mixture of butyl rubber

- Superior stability: shatterproof, impact-resistant, stable shape and resistant to ageing
- Integrated wall mounting provides protective insulation - separated from the wired area
- Captive stainless steel top screws
- No corrosion
- No condensation (even where there are significant temperature fluctuations)
- Dust-tight and protected against water jets (IP65)
- High temperature resistance from -30° up to +80°C
- Resistant to chemicals (oils and fat, many acids and caustics)
- Weather-, UV- and ozone-resistant
- Self-extinguishing, halogen and silicone-free
- Low-smoke in the event of fire - no release of caustic or toxic substances
- Tested quality -  



Mobile solid rubber junction boxes - IP44

- Housing solid rubber halogen-free, with foamed polyurethane gasket seal and stainless steel cross-head screws (Series 1800) or knurled screws (BR 6200 und 6700)
- Portable solid rubber distributor – readily wired for operation
- Type of protection up to IP65 possible

Mobile solid rubber junction box series 1800 -

5 m connection cable 3x1,5 mm² with mounted Schuko 16A 230V

W x H x D = 92 x 185 x 52 mm



3/Schuko 16A 230V unfused

54586

Mobile solid rubber junction box series 1400 -

5 m connection cable 3x1,5 mm² with mounted Schuko 16A 230V

W x H x D = 78 x 290 x 66 mm (without cable hasp)



3/Schuko 16A 230V unfused

54586

Mobile solid rubber junction box series 6200 -

3 m connection cable 5x2,5 mm² with solid rubber CEE-plug 5x16A 400V

W x H x D = 280 x 276 x 230 mm



2/Solid rubber CEE 5x16A 400V unfused
4/Schuko 16A 230V unfused
1/RCD 40/0,03/4P Type A

48911 *

Mobile solid rubber junction box series 6700 -

3 m connection cable 5x4,0 mm² with solid rubber CEE-plug 5x32A 400V

W x H x D = 350 x 311 x 280 mm



1/Solid rubber CEE 5x32A 400V unfused
2/Solid rubber CEE 5x16A 400V 1/MCB 3pol. 16A
3/Schuko 16A 230V 3/MCB 1pol. 16A
1/RCD 40/0,03/4P Type A

48891 *

Mobile solid rubber junction box series 6700 -

3 m connection cable 5x16 mm² with solid rubber CEE-plug 5x63A 400V

W x H x D = 350 x 311 x 280 mm



2/Solid rubber CEE 5x32A 400V 2/MCB 3pol. 32A
2/Solid rubber CEE 5x16A 400V 2/MCB 3pol. 16A
4/Schuko 16A 230V 4/MCB 1pol. 16A
1/RCD 63/0,03/4P Type A

138712 *

* according ÖVE/ÖNORM EN61439-4

Mobile solid rubber junction boxes - IP44

- Housing solid rubber halogen-free, with foamed polyurethane gasket seal
- Portable solid rubber distributor – readily wired for operation

Mobile solid rubber junction box series 12HP -
2m connection cable 5x2,5mm² with
CEE-plug 5x16A 400V
W x H x D = 125 x 125 x 76mm



1/CEE 5x16A 400V unfused
3/Schuko 16A 230V unfused

138163

Mobile solid rubber junction box series 62HP -
2 m connection cable 5x2,5mm² with
CEE-plug 5x16A 400V
W x H x D = 280 x 276 x 230mm



2/CEE 5x16A 400V unfused
5/Schuko 16A 230V unfused
1/RCD 40/0,03/4P. Type A

138182 *

Mobile solid rubber junction box series 62HP -
2 m connection cable 5x4,0mm² with
CEE-plug 5x32A 400V
W x H x D = 280 x 276 x 230 mm



1/CEE 5x32A 400V unfused
2/CEE 5x16A 400V 1/MCB 3pol. 16A
3/Schuko 16A 230V 2/MCB 1pol. 16A
1/RCD 40/0,03/4P. Type A

136942 *

Mobile solid rubber junction box series 62HP -
2 m connection cable 5x4,0mm² with
CEE-plug 5x32A 400V
W x H x D = 280 x 276 x 230mm



3/CEE 5x32A 400V unfused
3/Schuko 16A 230V 2/MCB 1pol. 16A
1/RCD 40/0,03/4P. Type A

142433 *

Mobile solid rubber hanging junction box series 1616 -
1/M25 cable gland on top
4/ring screws on top
B x H x T = 160 x 160 x 90mm





1/Solid rubber-CEE 5x16A 400V unfused
3/Schuko 16A 230V

114306

* according ÖVE/ÖNORM EN61439-4

SOLID RUBBER

special mixture of butyl rubber

- Superior stability: shatterproof, impact-resistant, stable shape and resistant to ageing
- Integrated wall mounting provides protective insulation - separated from the wired area
- Captive stainless steel top screws
- No corrosion
- No condensation (even where there are significant temperature fluctuations)
- Dust-tight and protected against water jets (IP65)
- High temperature resistance from -30° up to +80°C
- Resistant to chemicals (oils and fat, many acids and caustics)
- Weather-, UV- and ozone-resistant
- Self-extinguishing, halogen and silicone-free
- Low-smoke in the event of fire - no release of caustic or toxic substances
- Tested quality -  

Isolating transformers - IP44

- Housing solid rubber halogen-free, with foamed polyurethane gasket seal


Solid rubber isolating transformers series 4300
230/230V 3000VA -
3 m connection cable 2x1,5 mm² with
contour plug 16A 230V
W x H x D = 490 x 160 x 350 mm



1/Schuko 16A 230V

power 3000VA
max. current 12A

109047 *



* according ÖVE/ÖNORM EN61439-4



Mobile solid rubber box series 3x7800 mounted on a sturdy 3-legged sled (coatet RAL 3000 fire red) including rain cover and crane eyes, with Built-in Safety Isolation Transformers 3x400V / 3x400V 24kVA 3m GIFAS-Proflexx cable H07RN-F 5x16mm² with mounted solid rubber-plug 5x63A 400V
W x H x D = approx. 500 x 1310 x 600mm

Engraving: Sicherheitstrenntransformator

The transformer sled is wired ready for operation and socket contacts are nickel-plated.

Equipment:

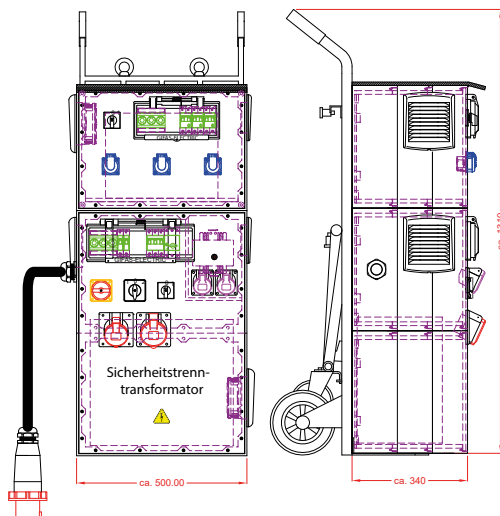
1/Main switch 3pol.

- 1/Neozed fuse 3pol. 50A
- 1/Isolation transformer 24kVA 3x400V/3x400V
- 1/Motor protection switch 3pol. 25-32A (set to 28A)
- 1/Changeover switch 16A / 32A
- 1/Solid rubber-CEE 5x32A 400V
- 1/MCB 3pol. 16A
- 1/Solid rubber-CEE 5x16A 400V

- 1/Neozed fuse 3pol. 16A
- 1/Off switch 3pol. - transformer 230V
- 1/Thermal inrush current limiter 3x16A
- 1/Isolation transformer 5000VA 3x400V / 3x230V with separate windings
- 3/Motor protection switches 2pol. 6.3-10A (set to 7A)
- 3/Schuko 16A 230V with flap lid and enhanced sealing

- 1/MCB 1pol. 6A *D*
- 1/Off switch 1pol. - transformer 24V
- 1/Thermal inrush current limiter 16A
- 1/Isolation transformer 500VA 230V/24V
- 1/Thermal overload relay 1pol. 15A
- 2/Solid rubber-CEE 2x16A 24V

142430 *



Mobile solid rubber box series 3x7800 mounted on a sturdy 3-legged sled (coatet RAL 3000 fire red) including rain cover and crane eyes, with Built-in Safety Isolation Transformers 3x400V / 3x400V 24kVA 3m GIFAS-Proflexx cable H07RN-F 5x16mm² with mounted solid rubber-plug 5x63A 400V
W x H x D = approx. 500 x 1310 x 600mm

Engraving: Sicherheitstrenntransformator

The transformer sled is wired ready for operation and socket contacts are nickel-plated.

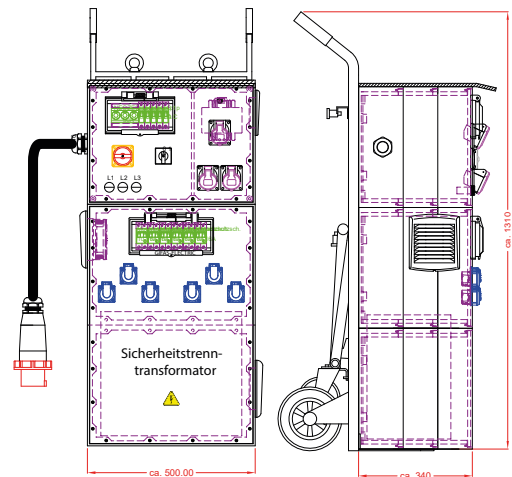
Equipment:

- 1/Main line terminal block 5pol. 16mm²
- 1/Main switch 3pol.
- 1/Main line terminal block 3pol. 16mm²

- 1/Neozed fuse 3pol. 50A
- 1/Isolation transformer 24kVA 400V/6x230V with separate windings
- 3/Motor protection switch 2pol. 10-16A (set to 13A)
- 3/Motor protection switch 2pol. 10-16A (set to 16A)
- 6/Schuko 16A 230V with flap lid and enhanced sealing

- 1/Circuit breaker 1pol. 6A *D*
- 1/Off switch - transformer 24V
- 1/Thermal inrush current limiter 16A
- 1/Isolation transformer 500VA 230V/24V
- 1/Thermal overload relay 1pol. 15A
- 3/Solid rubber-CEE 2x16A 24V

142428 *



* according ÖVE/ÖNORM EN61439-4

CABLE REELS

Dependable and durable

- Ready-to-use cable reels
- Steel tube frame with Solid rubber roller body
- Overheating protection
- Internal brake
- Covered with Proflexx cable - Industrial rubber hose cable H07RN-F

Solid rubber cable reels

- Robust, halogen-free reel body made of vulcanized butyl rubber, (resistant to oils, acids and alkalis) fully insulated
- Solid tubular steel frame, powder-coated
- Integrated brake, which acts directly on the roller-bearing axle, but does not rub against the roller itself
- Including overheating protection
- Weight without cable: series 501 approx. 3,7 kg / series 502 approx. 4,3 kg

Solid rubber cable reels series 501 -

Equipped with 25m Proflexx cable 3x1,5 mm² H07RN-F and fitted Schuko plug 16A 230V

3/Schuko 16A 230V

135194



Solid rubber cable reels series 502 -

Equipped with 25m Proflexx cable 3x1,5 mm² H07RN-F and fitted Schuko plug 16A 230V

3/Schuko 16A 230V

135191



Solid rubber cable reels series 502 -

Equipped with 35m Proflexx cable 5x2,5 mm² H07RN-F and fitted CEE plug 5x16A 400V

1/Solid rubber-CEE 5x16A 400V
2/Schuko 16A 230V

140029




Solid rubber cable reels series 502 -

Equipped with 35m Proflexx cable 5x2,5 mm² H07RN-F and fitted CEE plug 5x16A 400V

1/Solid rubber-CEE 5x16A 400V
3/Schuko 16A 230V

140030



Spring-operated cable reels - IP42

- Swivel mounting bracket
- Closed cabinet made of shock-resistant plastic material yellow
- Return stop with toothed locking device every 50 cm, easy to disable
- Maximum operating voltage 750V
- Type of protection: IP42
- Including overheating protection
- Weight: approx. 5,0 kg

Spring-operated cable reel series 523 - W x H x D = 160 x 290 x 350 mm

Dimension/cable: 3x1,5 mm² H07RN-F with
mounted solid rubber
Schuko coupling 16A 230

Cable length: 9 m + 1 m free

Coiled version: 1.200W

Uncoiled version: 1.800W



106030

Spring-operated cable reel series 523 - W x H x D = 160 x 290 x 350 mm

Dimension/cable: 3x2,5 mm² H07RN-F with
mounted solid rubber
Schuko coupling 16A 230

Cable length: 7 m + 1 m free

Coiled version: 1.900W

Uncoiled version: 2.500W



106031

Hose reel air

- Swivel mounting bracket
- Cabinet made of special, high-quality plastic
- Roller factory-set with locking device, approx. every 50 cm, can be converted to permanent tension
- Operating pressure max. 15 bar
- Environmental temperature: -5°C up to +40°C
- Weight approx. 8,0kg

Hose reel series 584 - W x H x D = 215 x 380 x 490mm

Feed hose: 1,5m
Hose length: 15m + 1m free
Connection: 3/8"
Pressure: 15 bar



105624

SPRING-OPERATED CABLE REELS

For a quick and flexible power supply

- Pre-assembled spring-operated cable reel
- Overheating protection
- Pivotal mounting bracket
- Tooth lock

HOSE REELS AIR

For a quick compressed air supply

- Pre-assembled hose reel air
- Pivotal mounting bracket
- Roller factory-set with locking device can be converted to permanent tension



EXTENSION- / DEVICE CONNECTION CABLES

Proflexx cable

- Fine-stranded, flexible copper strands, sheer, VDE tested construction
- Outer sheath of polychloroprene, free of silicone
- Specifically developed for the demands on building and steel construction sites
- Highly resistant to welding beads and sparks
- High flexibility, resistance to oils, greases, acidic and alkaline substances
- High mechanical and thermal resilience
- Highly resistant against breaking and tearing

Rubber hose line

- Weather-resistant, flexible, heavy-duty rubber hose cable of type H07RN-F
- Approved for dry and wet areas, as well as outdoors

Thermoflex cable

- Fine stranded, highly flexible wires
- Special coating made of thermoplastic rubber
- High flexibility even at low temperatures
- High UV resistance



Schuko extensions - IP44

- rubber hose line H07RN-F
- schuko plug and schuko coupling or triple schuko coupling



10 m rubber hose line H07RN-F 3x1,5 mm² incl. protective contact plug and protective contact coupling 16A 250VAC

118048

25 m rubber hose line H07RN-F 3x1,5 mm² incl. protective contact plug and protective contact coupling 16A 250VAC

135485

10 m rubber hose line H07RN-F 3x1,5 mm² incl. protective contact plug and triple schuko coupling 16A 250VAC

135486

25 m rubber hose line H07RN-F 3x1,5 mm² incl. protective contact plug and triple schuko coupling 16A 250VAC

135487

Solid rubber Schuko-extensions

- Proflexx-cable H07RN-F
- Schuko plug and schuko coupling



15 m Proflexx 3x1,5 mm², schuko plug and schuko coupling 16A 230V

65977

25 m Proflexx 3x1,5 mm², schuko plug and schuko coupling 16A 230V

64919

15m Proflexx 3x2,5mm², schuko plug and schuko coupling 16A 230V

81387

25m Proflexx 3x2,5mm², schuko plug and schuko coupling 16A 230V

61754



CEE extensions - IP44

- rubber hose line H07RN-F
- plastic CEE plug and plastic CEE coupling



10 m rubber hose line H07RN-F 5x2,5 mm² incl. CEE plug and CEE coupling 5x16A 400VAC

135488

25 m rubber hose line H07RN-F 5x2,5 mm² incl. CEE plug and CEE coupling 5x16A 400VAC

135489

10 m rubber hose line H07RN-F 5x4,0mm² incl. CEE plug and CEE coupling 5x32A 400VAC

135490

25 m rubber hose line H07RN-F 5x4,0mm² incl. CEE plug and CEE coupling 5x32A 400VAC

135491

Plastic CEE-extensions

- Proflexx-cable H07RN-F
- Plastic CEE plug and plastic CEE coupling



15 m Proflexx 5x2,5 mm², CEE plug and coupling 5x16A 400V

108360

15 m Proflexx 5x4,0 mm², CEE plug and coupling 5x32A 400V

108363

25 m Proflexx 5x2,5 mm², CEE plug and coupling 5x16A 400V

108361

25 m Proflexx 5x4,0 mm², CEE plug and coupling 5x32A 400V

108364

Device connection cable

- Proflexx-cable (H07RN-F) / Thermoflex-cable (fine stranded) - with non-rewireable contour or schuko plug with double earthing system
- On the other end the insulation is 50 mm stripped, and the leads are equipped with end sleeves



3 m Proflexx 2x1,0 mm², contour plug 16A 230V

50654

5 m Proflexx 2x1,0 mm², contour plug 16A 230V

50655

10 m Proflexx 2x1,0 mm², contour plug 16A 230V

50656

3 m Proflexx 2x1,5 mm², contour plug 16A 230V

50657

5 m Proflexx 2x1,5 mm², contour plug 16A 230V

50658

10 m Proflexx 2x1,5 mm², contour plug 16A 230V

50659

3 m Proflexx 3x1,5 mm², schuko plug 16A 230V

50660

5 m Proflexx 3x1,5 mm², schuko plug 16A 230V

50661

10 m Proflexx 3x1,5 mm², schuko plug 16A 230V

50662

3 m Thermoflex 2x1,0 mm², contour plug 16A 230V

25314

5 m Thermoflex 2x1,0 mm², contour plug 16A 230V

25320

10 m Thermoflex 2x1,0 mm², contour plug 16A 230V

25313

3 m Thermoflex 2x1,5 mm², contour plug 16A 230V

25335

5 m Thermoflex 2x1,5 mm², contour plug 16A 230V

25348

10 m Thermoflex 2x1,5 mm², contour plug 16A 230V

25328

3 m Thermoflex 3x1,5 mm², schuko plug 16A 230V

25360

5 m Thermoflex 3x1,5 mm², schuko plug 16A 230V

25361

10 m Thermoflex 3x1,5 mm², schuko plug 16A 230V

25316



CABLE BRIDGES

To avoid accidents and damage

- Protect your cable transitions using the GIFAS cable bridge system to avoid accidents and damage on your cables and hoses.
- Ideal for power, gas, water, compressed-air, and hydraulic cables.
- The heavy-duty polyurethane material gives these products enormous breaking strength.
- Fast installation thanks to the plug-in system
- Shatterproof and highly resilient
- Abrasion-resistant and non-slip
- Temperature-resistant and weather-resistant
- Resistant to solvents, petrol, oil and de-icing salt
- Long service life



Cable bridge JUNIOR

- Material: under part Polyurethan (black) / upper part ABS (orange)
- 3 channels: W = 17/23/17mm / H = 24mm
- Dimensions: 1000 x 250 x 34mm (L x W x H)
- Weight: approx. 2,4kg
- Loading pressure: to 680 kg / 400 cm²
- Fire resistance: class 1 UNI 9174 and UNI 8457



61677

Cable bridge MICRO


- Material: under part Polyurethan (black) / upper part Polyethylen (yellow)
- 6 channels: W = 17mm / H = 18 / 18 / 19 / 19 / 18 / 18mm
- Dimensions: 1000 x 280 x 32mm (L x W x H)
- Weight: approx. 4,4kg
- Loading pressure: to 2 t / 400 cm²
- Fire resistance: according DIN 4102 – B2



89207

Cable bridge PROTECT MINI


- Material: under part Polyurethan (black) / upper part Polyethylen (yellow)
- 3 channels: W = 35 mm / H = 30 mm
- Dimensions: 1000 x 290 x 48 mm (L x W x H)
- Weight: approx. 6 kg
- Loading pressure: to 2 t / 400 cm²
- Fire resistance: according DIN 4102 – B2



86042

Cable bridge PROTECT

- Material: under part Polyurethan (black) / upper part Polyethylen (yellow)
- 3 channels: WxH = 52x49 / 45x50 / 56x49mm
- Dimensions: 1000 x 600 x 73mm (L x W x H)
- Weight: approx. 23 kg
- Loading pressure: to 5 t / 400 cm²
- Fire resistance: according DIN 4102 – B2 including 2 connecting pins



67898

Cable bridge MIDI


- Material: under part Polyurethan (black) / upper part Polyethylen (yellow)
- 5 channels: W = 34mm / H = 36mm
- Dimensions: 870 x 542 x 52mm (L x W x H)
- Weight: approx. 13 kg
- Loading pressure: to 5 t / 400 cm²
- Fire resistance: according DIN 4102 – B2



72205

Cable bridge MIDI - wheelchair accessible

- Material: TPU (Thermoplastic Polyurethan)
- 5 channels: W = 34mm / H = 38mm
- Dimensions: 1000 x 1185 x 54mm (L x W x H)
- Weight: approx. 30,4kg
- Loading pressure: to 5 t / 25 x 30 cm
- Fire resistance: according DIN 4102/EN 13501-1 – B2
- Consisting of: middle part + 2x side part
- Fully compatible with cable bridge MIDI (necessary accessories adapter set)



142897

Adapter set - for connecting with cable bridge MIDI
Set consisting of 4x adapter (= 2 pairs L+R)



136817

Plug-in connectors

Solid rubber schuko plug 16A 230V IP44



10735

Solid rubber schuko coupling 16A 230V IP44



10930

Solid rubber triple schuko coupling 16A 230V IP44



11288

Built-in schuko socket 16A 230V IP54



11212

Schuko socket waterproof 16A 230V IP68



120224

Schuko coupling waterproof 16A 230V IP68



124405

Built-in schuko socket waterproof 16A 230V IP68



134287

Solid rubber CEE plug 3x16A 230V IP44



10870

Solid rubber CEE coupling 3x16A 230V IP44



10878

Solid rubber CEE plug 5x16A 400V IP44



11090

Solid rubber CEE coupling 5x16A 400V IP44



11098

Solid rubber CEE plug 5x32A 400V IP44



11141

Solid rubber CEE coupling 5x32A 400V IP44



11151

Solid rubber CEE plug 2x16A 24V IP44



10949

Solid rubber CEE coupling 2x16A 24V IP44



10952

Solid rubber CEE plug 2x16A 42V IP44



11515

Solid rubber CEE coupling 2x16A 42V IP44



11516

FONTO

Sophisticated technology, sophisticated design

- Floor sockets made of salt and seawater-resistant aluminum (aluminium colored anodised)
 - Can be driven on when closed - max. static surface load based on EN 50085: 20kN
 - Leveling feet and grub screw extensions for setting up the floor sockets optionally available
-
- Frame can be leveled when offset for easy adjustment to the finished floor level
 - Floor sockets to be set flush with the floor with removable cover
 - For various applications, e.g. Schuko, RJ45, TV, HDMI, USB, etc.
 - Depending on the version, suitable for dry-cleaned floors (IP20) or for cleaning with wet sweepers (IP65)



Floor outlets FONTO 2000

- Floor level, frame can be leveled (+/- 3mm)
- Hinged cover (without cable outlet)
- Closed: suitable for cleaning with wet sweepers (IP65)
- Plugged in: only for dry-cleaned floors (IP20)



W x D x H (levelable) = 95 x 110 x 72-78mm
Height incl. leveling foot (optional) = 88-130mm

Equipped with: 1/Schuko 16A 230V

840897

Floor outlets FONTO 4290

- Floor level, frame can be leveled (+/- 6mm)
- Hinged cover (without cable outlet)
- Protective hood integrated in the packaging for protection during the construction phase
- Closed: suitable for cleaning with wet sweepers (IP65)
- Plugged in: only for dry-cleaned floors (IP20)



W x D x H (levelable) = 119 x 119 x 77-89mm
Height incl. leveling foot (optional) = 95-140mm

2x cut-outs 45 x 45 mm* for 1x module size 1 - unequipped (equipment see page 23)

840725

Floor outlets FONTO 4301

- Floor level, frame can be leveled (+/- 6mm)
- Removable cover incl. 2x cable outlet
- Protective hood integrated in the packaging for protection during the construction phase
- Closed: suitable for cleaning with wet sweepers (IP65)
- Plugged in: only for dry-cleaned floors (IP20)



W x D x H (levelable) = 119 x 119 x 77-89 mm
Height incl. leveling foot (optional) = 95-140 mm

2x cut-outs 45 x 45 mm* for 1x module size 1 - unequipped (equipment see page 23)

840765

* cutout 45 x 45 mm - suitable for 1 module size 1 or 2 modules size 0.5

Floor outlets FONTO 8308

- Floor level, frame can be leveled (+/- 5 mm)
- Removable, assignable cover incl. 4x cable outlet
- Closed: suitable for cleaning with wet sweepers (IP65)
- Plugged in: only for dry-cleaned floors (IP20)



WxDxH (levelable) = 240x240x90-100 mm
Height incl. leveling foot (optional) = 105-150 mm

8x cut-outs 45 x 45 mm* for 1x module size 1 -
unequipped (equipment see page 23)

840848

Floor outlets FONTO 4970W

- Floor level, frame can be leveled (+/- 5 mm)
- Removable cover and water protection tube (sunk into the floor socket when not in use)
- Closed: suitable for cleaning with wet sweepers (IP67)
- Plugged in: with attached water outlet pipe, step-resistant, suitable for cleaning with wet sweepers (max. water height 18mm)



WxDxH (levelable) = 119x119x77-89 mm
Height incl. leveling foot (optional) = 95-140 mm

1x cut-out 45 x 45 mm* for 1x module size 1
1x cut-out 22,5x45 mm for 1x module size 0,5 -
unequipped (equipment see page 23)

840983

Modules / equipment FONTO

Schuko socket 16A 230V - size 1
white



107177

Schuko socket 16A 230V 3P+E - size 1
red with increased touch protection,
connection with screw terminals



121448

RJ45 8P CAT6 socket - size 0,5
shielded



107181

USB charging module 1-fold, 750mA - size 0,5
white



127066

TV single box, TV-SAT outlet - size 0,5
white



125932

Blind cover - size 0,5
white



107185

Accessories FONTO / MASSO

Leveling foot

1x Base plate + 1x leveling pin M8x60
(required per floor box: 4x leveling feet)



107159

Other inserts (sockets, switches), dummy covers, threaded pin extensions, screw plugs and seals (for M25 / M32 bore) available on request

MASSO

Sophisticated technology, sophisticated design

- Floor sockets made of salt and seawater-resistant aluminum (aluminium colored anodised)
 - Can be driven on when closed - max. static surface load based on EN 50085: 40kN
 - Leveling feet and grub screw extensions for setting up the floor sockets optionally available
-
- Drop-down distributor with screw cover that can be placed almost flush with the floor
 - When closed: passable, IP67
 - When open: hard-wearing, IP54 (depending on equipment)



Floor outlets MASSO 4000

- Almost flush with the floor
- Sink distributor with screw cover
- Closed: drivable and IP67
- Plugged in: step-proof and IP54 (depending on equipment)



WxDxH = 170x170x190 mm
Height incl. leveling foot (optional) = 190 mm

Equipment: 4/Schuko 16A 230V

840949

Floor outlets MASSO 8010

- Almost flush with the floor
- Sink distributor with screw cover
- Closed: drivable and IP67
- Plugged in: step-proof and IP54 (depending on equipment)



W x D x H = 170 x 170 x 255 mm
Height incl. leveling foot (optional) = 255 mm

Equipment: 1/CEE 5x16A 400V
3/Schuko 16A 230V

840933

Other inserts (sockets, switches), dummy covers, threaded pin extensions, screw plugs and seals (for M25 / M32 bore) available on request



PIAZZA

Optimum integration into the surrounding

Energy distribution that takes place on demand and should be sunk into the ground without any problems (e.g. in squares, event and industrial halls, courtyards, pedestrian zones, parks, parking lots, hangars, etc.)

Scan QR code and learn more about GIFAS underground distributors.



Underground systems and solid rubber distributors - a great combination

Areas of application

- Squares
- Parks
- Pedestrian zones
- Sports fields
- Outdoor pool area
- Parking lots
- Event halls
- Industry halls
- Assembly halls
- Hangars

Quite simply in all locations where energy is distributed according to demand and needs to be easily channeled underground.

Properties

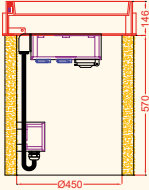
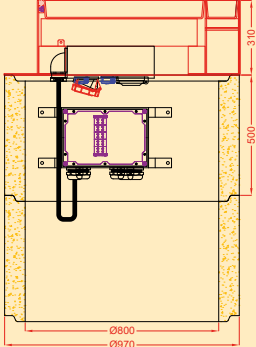
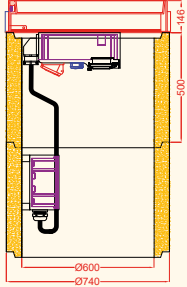
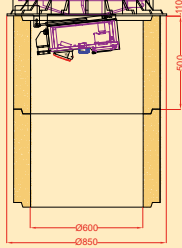
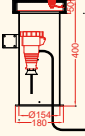
- Robust, safe and easy to use
- Cover and frame made of stainless steel
- Cover fillable individually and therefore can be ideally adjusted for the respective environment (excepted Vesuvio = cast steel)
- For power supply, waste water and fresh water connections
- Cable- and hose-outlet insert piece
- Easy and very quick opening and closing are assisted by two gas springs
- A self-regulating heating band has been laid within the shaft cover in order to ensure that opening is possible even at freezing temperatures
- Accessible and trafficable even during operation
- High levels of operational safety due to reclosing after start-up. This means optimum safety for both pedestrians and stationary or moving traffic, as well as protection against unauthorised access
- The mounted GIFAS solid rubber distributor guarantees the utmost safety in operation
- No problems with condensation
- Resistant to environmental impact
- Resistant to ageing and is therefore extremely long-lasting
- Equipped individually in line with your individual requirements, technical data and electrical regulations

Construction works to be carried out by the client

- The shaft lid structure is not water-tight in the event of surface water. Sufficient drainage must therefore be ensured by the customer.
- The necessary ground excavation, filling of cover tray and installation of the construction in accordance with underlying technical standards must be ensured by the customer.
- The electrical connections are to be carried out by a licensed electrical company.

Scan QR Code and watch video underground distributors and floor outlets.



PIAZZA 540	PIAZZA 700	PIAZZA 720	VESUVIO	PICCOLINO 200
Load class: D 400kN	Load class: D 400kN	Load class: C 250kN	Load class: D 400kN	Load class: C 250kN
Material: stainless steel	Material: stainless steel	Material: stainless steel	Material: cast steel	Material: stainless steel
Cover: fillable Wannentiefe: 50	Cover: fillable Wannentiefe: 70	Cover: fillable Wannentiefe: 50	Cover: cast steel	Cover: tread plate
Dimensions cover: 540 x 540 mm	Dimensions cover: 700 x 700 mm	Dimensions cover: 720 x 720 mm	Dimensions cover: ø 670 mm	Dimensions cover: 200 x 200 mm
Cover lock: socketscrews M10 (sunk, lid-level)	Cover lock: socketscrews M10 (sunk, lid-level)	Cover lock: socketscrews M10 (sunk, lid-level)	Cover lock: integrated spring mechanism	Cover lock: stainless steel square 8mm
Cable outlet insert piece: tread plate 60x40mm	Cable outlet insert piece: fillable 180x130mm	Cable outlet insert piece: slip-resistant sheet metal 60x75mm	Cable outlet: integrated 90x40mm	Cable outlet: ø 25mm
Self-regulating heat band for easy opening in snow and ice	Self-regulating heat band for easy opening in snow and ice	Self-regulating heat band for easy opening in snow and ice	-	-
Gas springs for easy opening	Gas springs for easy opening	Gas springs for easy opening	Gas springs for easy opening	-
				

PIAZZA 540

- Solid stainless steel construction 540 x 540mm, max. load D 400kN (when the tub is fully filled with concrete C35/45 EN206)
- Gas-spring-assisted opening
- Shaft cover can be individually filled (depth of the tank 50 mm)
- A self-regulating heating band has been laid within the shaft cover
- The shaft cover is locked using two sunk, lid-level, rust-proof M10 socket screws
- 1 cable outlet insert integrated within the shaft cover, Cable outlet (dimensions: 60 x 40 mm)



PIAZZA 540
max. pre-fuse 63A

Manhole cover incl. main and terminal distributor ready for connection mounted on 1 concrete ring H=570mm DN 450mm.

1/Ceiling bracket for on-site water connection 1/2"

Clamp distributor: Solid rubber box series 2516 -
W x H x D = 250 x 160 x 90mm (without installations)

2/M40 (variable clamping range 18 - 32mm, sealing inserts with variable clamping range 13 - 26mm enclosed) incl. dummy plug
1/Main line terminal 5pol. 16/25mm²

Main distributor: Solid rubber box series 3020 -
H x W x D = 300 x 200 x 110mm (without installations)


1/Metal flange angle screw connection PG29 with 2m Proflexx cable H07RN-F 5x10mm²
1/M16 (cover earthing)
1/M16 (cover heating)

1/CEE 5x32A 400V	1/MCB 3pol. 32A
1/CEE 5x16A 400V	1/MCB 3pol. 16A
2/Schuko 16A 230V	2/MCB 1pol. 16A
	1/RCD 63/0,03/4P Type G/A

138691

PIAZZA 700

- Solid stainless steel construction 700 x 700mm, max. load D 400kN (when the tub is fully filled with concrete C35/45 EN206)
- Gas-spring-assisted opening
- Shaft cover can be individually filled (depth of the tank 70 mm)
- A self-regulating heating band has been laid within the shaft cover
- The shaft cover is locked using two sunk, lid-level, rust-proof M10 socket screws
- Fillable cable outlet insertion piece (180 x 130mm)



PIAZZA 700
max. pre-fuse 125A

Manhole cover incl. main and terminal distributor ready for connection mounted on 1 concrete ring H=500mm DN 800mm.

1/Ceiling bracket for on-site water connection 3/4"

Clamp distributor: Solid rubber box series 3900 -
W x H x D = 360 x 250 x 173mm (without installations)

2/M50 (variable clamping range 24 - 38,5mm) incl. dummy plug
2/M40 (variable clamping range 18 - 32mm, sealing inserts with variable clamping range 13 - 26mm enclosed) incl. dummy plug
5/Universal clamps 50mm²

Main distributor: Solid rubber box series 7800 -
H x W x D = 360 x 500 x 133mm (without installations)

1/Metal flange angle screw connection M50 with 2m Proflexx cable H07RN-F 5x35mm²
1/M16 (cover earthing)
1/M16 (cover heating)

1/CEE 5x63A 400V	1/CEE 5x32A 400V	1/RCB 3pol. 63A
	1/Solid rubber-CEE 5x16A 400V	1/RCD 63/0,3/4P Type S/A
	4/Schuko 16A 230V	1/RCB 3pol. 32A
		1/RCB 3pol. 16A
		4/RCB 1pol. 16A
		1/load break switch 3pol. 63A
		1/RCD 63/0,03/4P Type G/A
		1/RCB 1pol. 4A (for heating)


139835

Construction works to be carried out by the client (see page 26), applies to all underground distributor models



PIAZZA 700

- Solid stainless steel construction 700 x 700mm, max. load D 400kN (when the tub is fully filled with concrete C35/45 EN206)
- Gas-spring-assisted opening
- Shaft cover can be individually filled (depth of the tank 70 mm)
- A self-regulating heating band has been laid within the shaft cover
- The shaft cover is locked using two sunk, lid-level, rust-proof M10 socket screws
- Fillable cable outlet insertion piece (180 x 130mm)



PIAZZA 700
max. pre-fuse 80A

Manhole cover incl. main and terminal distributor ready for connection mounted on 1 concrete ring H=500mm DN 800mm.

1/Ceiling bracket for on-site water connection 3/4"

Clamp distributor: Solid rubber box series 3900 -
W x H x D = 360 x 250 x 173mm (without installations)

2/M50 (variable clamping range 24 – 38,5mm) incl. dummy plug
2/M40 (variable clamping range 18 - 32mm, sealing inserts with variable clamping range 13 - 26mm enclosed) incl. dummy plug
5/Universal clamps 50mm²

Main distributor: Solid rubber box series 7800 -
H x W x D = 360 x 500 x 133mm (without installations)


1/Metal flange angle screw connection M50 with 2m Proflexx cable H07RN-F 5x35mm²
1/M16 (cover earthing)
1/M16 (cover heating)
2/Metal flange angle screw connections PG16 inkl. dummy plugs

2/Solid rubber-CEE 5x32A 400V	2/MCB 3pol. 32A
2/Solid rubber-CEE 5x16A 400V	2/MCB 3pol. 16A
4/Schuko 16A 230V	4/MCB 1pol. 16A
2/data sockets RJ45	
	1/RCD 80/0,03/4P Type G/A
	1/MCB 1pol. 4A (for heating)

142467

PIAZZA 720

- Solid stainless steel construction 720 x 720mm, max. load D 250kN (when the tub is fully filled with concrete C35/45 EN206)
- Gas-spring-assisted opening
- Shaft cover can be individually filled (depth of the tank 50 mm)
- A self-regulating heating band has been laid within the shaft cover
- The shaft cover is locked using two sunk, lid-level, rust-proof M10 socket screws
- 2 cable outlet insert integrated within the shaft cover, Cable outlet (dimensions: 60 x 75 mm)



PIAZZA 720
max. pre-fuse 80A

Manhole cover incl. main and terminal distributor ready for connection mounted on 1 concrete ring H=500mm DN 600mm.

1/Ceiling bracket for on-site water connection 1/2"

Clamp distributor: Solid rubber box series 3800 -
W x H x D = 360 x 250 x 133mm (without installations)

2/M40 (variable clamping range 18 - 32mm, sealing inserts with variable clamping range 13 - 26mm enclosed) incl. dummy plug
5/Universal clamps 50mm²

Main distributor: Solid rubber box series 7700 -
H x W x D = 370 x 336 x 162mm (without installations)

1/Metal flange angle screw connection PG36 with 2m Proflexx cable H07RN-F 5x25mm²
1/M16 (cover earthing)
1/M16 (cover heating)

1/Solid rubber-CEE 5x32A 400V	1/MCB 3pol. 32A
2/Solid rubber-CEE 5x16A 400V	2/MCB 3pol. 16A
3/Schuko 16A 230V	3/MCB 1pol. 16A
	1/RCD 80/0,03/4P Type G/A
	1/MCB 1pol. 4A (for heating)

139932

Construction works to be carried out by the client (see page 26), applies to all underground distributor models

VESUVIO

- Cast steel construction with round shaft cover (diameter = 600 mm) and noise absorbing polyethylene (PE) material, load up to D 400kN
- Gas-spring-assisted opening
- Cover lock with integrated spring mechanism
- Cable outlet (90 x 70mm)



VESUVIO max. pre-fuse 80A

Manhole cover incl. main and terminal distributor ready for connection mounted on 1 concrete ring H=500mm DN 600mm.

Clamp distributor: Solid rubber box series 3800 -
W x H x D = 360 x 250 x 133mm (without installations)

2/M40 (variable clamping range 18 - 32mm, sealing inserts with variable clamping range 13 - 26mm enclosed) incl. dummy plug
5/Universal clamps 50mm²

Main distributor: Solid rubber box series 7700 -
H x W x D = 370 x 336 x 162mm (without installations)

1/Metal flange angle screw connection M50 with 2m Proflexx cable H07RN-F 5x25mm²
1/M16 (cover earthing)

1/Solid rubber-CEE 5x32A 400V	1/MCB 3pol. 32A
2/Solid rubber-CEE 5x16A 400V	2/MCB 3pol. 16A
4/Schuko 16A 230V	4/MCB 1pol. 16A
	1/RCD 80/0,03/4P. Type G/A

142485

PICCOLINO 200

- Solid stainless steel construction 200 x 200mm, max. load 250kN
- Shaft cover made of slip-resistant tread plate
- Lid locking using cover levels Stainless steel square 8mm
- Cable outlet for cable up to 25mm



PICCOLINO 200 - equipped with:

1/Schuko-coupling IP68 blue waterproof incl. 2m Proflexx-cable H07RN-F 3x2,5mm²
1/Shrink connection sleeve for press connectors up to 6mm²
(Customer needs cable on site)

140074

PICCOLINO 200 - equipped with:

1/CEE-coupling 5x16A 400V IP67 waterproof incl. 2m Proflexx-cable H07RN-F 5x2,5mm²
1/Shrink connection sleeve for press connectors up to 6mm²
(Customer needs cable on site)

140087

PICCOLINO 200 - equipped with:

1/CEE-coupling 5x32A 400V IP67 waterproof incl. 2m Proflexx-cable H07RN-F 5x4,0mm²
1/Shrink connection sleeve for press connectors up to 6mm²
(Customer needs cable on site)

140088

Construction works to be carried out by the client (see page 26), applies to all underground distributor models



Energy bollard

Optimum integration into the surrounding

Energy distribution that takes place on demand installed in a space-saving manner (e.g. in squares, courtyards, pedestrian zones, gardens and parks, parking lots, yacht harbors, etc.)

Scan QR code and learn more about GIFAS power bollards.



Energy bollard and solid rubber distributors - a great combination

Areas of application

- Squares
- Gardens, parks
- Pedestrian zones
- Courtyards
- Parking lots
- Yacht harbors

Quite simply in all locations where energy is distributed according to demand and protected from unauthorized access.

Properties

- Energy bollards to be mounted permanently (3 different sizes, as well as removable versions available)
- V2A-stainless steel construction, powder-coated or brushed stainless steel
- Special colors available on request
- The door can be locked with a swivel lever lock (for on-site half cylinder)
- Power supply built into the bollard
- In closed state power supply via cable outlet insert underneath the door
- High operating safety and protection against unauthorized access and vandalism
- The internally mounted GIFAS solid rubber distributors guarantees the utmost safety in operation
- No problems with condensation
- Resistant to environmental impact
- Resistant to ageing and is therefore extremely long-lasting

Functionality

- The bollard mounted on a permanently installed floor outlet (concrete base on site), or on a bollard base unit, using a flange plate is connected to the power grid.
- Once this has been done, the bollard is already operative and ready to use.

Scan QR Code and watch video power bollards.



RONDO 300 - round cap

- Energy bollards to be mounted permanently
- Material: stainless steel V2A
- Dimensions: $\phi=304\text{mm}$, H= approx. 1.150mm
- Weight: approx. 45kg
- Closing: lockable pole door with 3-point swing lever lock (for an on-site half cylinder)



RONDO max. pre-fuse 63A

Energy bollard and solid rubber distributor assembled ready for connection.

Distributor: Solid rubber box series 2x3020 -
H x W x D = 600x200x110mm (without installations)

2/M40 (variable clamping range 18-32mm + sealing inserts with variable clamping range 13-26mm enclosed) + dummy plug
1/M16 (optional heating band for optional water connection) + dummy plug
1/Main line terminal 5pol. 16/25mm²

1/Solid rubber CEE-coupling 5x32A 400V	1/MCB 3pol. 32A
1/Solid rubber CEE-coupling 5x16A 400V	1/MCB 3pol. 16A
6/Schuko 16A 230V	6/MCB 1pol. 16A
	1/MCB 1pol. 4A*
	1/RCD 63/0,03/4P. Type A


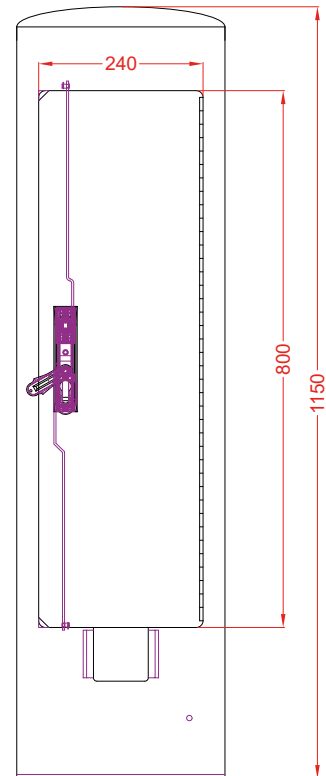
* (optional heating band for on-site water connection)

RONDO 300 - with round cap
Surface: powder-coated (anthracite grey RAL 7016)

143196

RONDO 300 - with round cap
Surface: stainless steel brushed

143197



RONDO 300 - angled cap

- Energy bollards to be mounted permanently
- Material: stainless steel V2A
- Dimensions: $\phi=304\text{mm}$, H= approx. 1.150mm
- Weight: approx. 45kg
- Closing: lockable pole door with 3-point swing lever lock (for an on-site half cylinder)



RONDO max. pre-fuse 63A

Energy bollard and solid rubber distributor assembled ready for connection.

Distributor: Solid rubber box series 2x3020 -
H x W x D = 600x200x110mm (without installations)

2/M40 (variable clamping range 18-32mm + sealing inserts with variable clamping range 13-26mm enclosed) + dummy plug
1/M16 (optional heating band for optional water connection) + dummy plug
1/Main line terminal 5pol. 16/25mm²

1/Solid rubber CEE-coupling 5x32A 400V	1/ MCB 3pol. 32A
1/Solid rubber CEE-coupling 5x16A 400V	1/ MCB 3pol. 16A
6/Schuko 16A 230V	6/ MCB 1pol. 16A
	1/ MCB 1pol. 4A*
	1/ RCD 63/0,03/4P. Type A

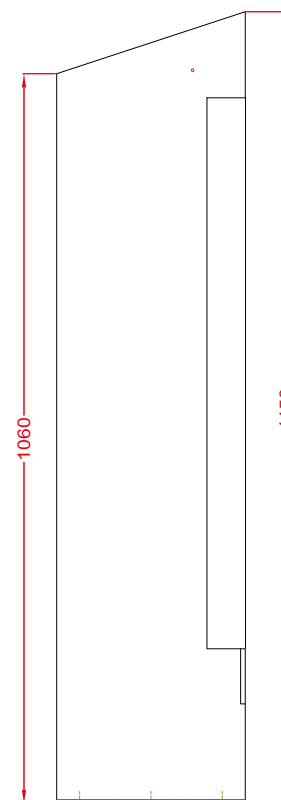
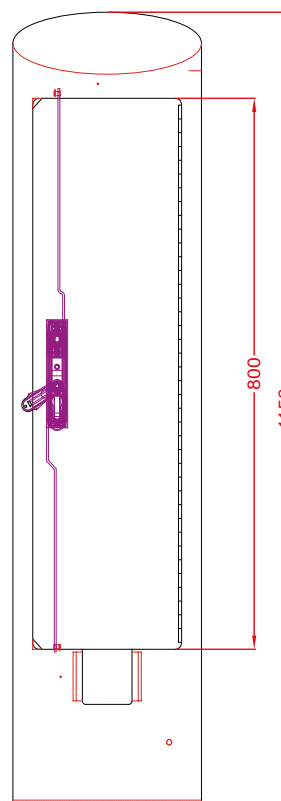
* (optional heating band for on-site water connection)

RONDO 300 - with angled cap
Surface: powder-coated (anthracite grey RAL 7016)

143198

RONDO 300 - with angled cap
Surface: stainless steel brushed

143199







LED Lighting

Lower power consumption with great luminous efficiency

- Full luminous flux is available immediately
- Minimal temperature development
- Extremely resistant to switching (>1 million)
- Maintenance-free
- No UV/IR-radiation
- Not sensitive to impact and vibrations



Battery- /Acculight TorchLED - IP54

- Small LED flashlight with battery or accu operation
- PA6-Casing, with rubber overmoulded handle (non-slip)
- Belt holder/ bracket
- Impact-resistant
- Operating time: battery 6h / accu 4h
- Operating temperature range: -20°C to +45°C
- Type of protection lamp / charging station: IP54 / IP40
- Dimensions lamp: 115,5 x 67,8 x 34mm (H x W x D)
- Dimensions charging station: 79,6 x 86,6 x 44mm (H x W x D)
- Weight: approx. 230g



TorchLED with hand loop and emergency light - LED 2x white, 2x red, 2x green, without charging station, without battery / accu

860236

TorchLED mit hand loop - LED 2x white, 2x red, 2x green, without charging station, without battery / accu

860237

Charging station 15VDC - 1,5m feeding line and plug car cigarette lighter

103366

Charging station 230VAC/15VDC - 1,5m feeding line and plug in transformer

860276

Charging station 12-48VDC 700mAh - 1,5m feeding line without plug

860440

Accu 1,2V 1900mAh - rechargeable Sanyo Eneloop

860274

Battery 1,5V AA

860275

Rechargeable light G42R - IP65

- Small LED spotlight with the latest Li-Ion battery technology (6.400mAh / 7,4VDC)
- Rubberized housing, impact-resistant - light head made of aluminum
- Base with magnet 4x 50N
- Powerbank function: QuickCharge 3+ and PowerDelivery 3.0
- Lighting time: up to 10h
- LED Power: 17W = 2000lm
- Color temperature: 6.500K
- Operating temperature range: -20°C to +45°C
- Type of protection: IP54
- Dimensions: 237 x 120 x 115 mm (H x W x D)
- Weight incl. rechargeable battery: approx. 850g



G42R - incl. charger 230VAC and 12/24VDC cigarette plug

841113



Work- / Inspectionl. FlashLED - IP65

- Worklamp based on the latest Li-Ion battery- and LED-technology with emergency light function
- Swivelling light head
- Operating time: up to 14h, four selectable modes (spot, wide, full light, emergency light)
- LED power: 15W = up to 1.250lm
- Colour temperature: 5.000K
- Operating temperature range: -20°C to +45°C
- Type of protection: IP65
- Dimensions: 251 x 124 x 94mm (L x W x H)
- Weight: approx. 1,1kg



FlashLED - without charging station

861200

FlashLED - with wall charging station 230VAC and shoulder strap

137073

FlashLED - with wall charging station 12/24VDC and shoulder strap

137074

Wall charging station 230VAC - 1,5m feeding line and schuko plug

860032

Wall charging station 12/24VDC - 2m feeding line with plug car cigarette lighter

90083

Shoulder strap

56042

LED color frame set - red, yellow, green

136983

Spare battery 14,4V - 2600mAh

861212

Battery cover - with magnetic strip 8,1N/cm²

860744

Rechargeable powered work light SunLED - IP44

- Cover made of hardened glass
- USB connection for charging external devices
- Brightness adjustable to 100%, 50%, 25%
- Operating time: up to 10h
- LED Power: 50W = 4000lm
- Color temperature: 6.500K
- Operating temperature range: -20°C to +50°C
- Type of protection: IP44
- Dimensions: 295 x 342 x 112mm (W x H x D)
- Weight: approx. 3,7kg



SunLED - incl. loading unit

800216

Head lamp H-032R - IPX4

- Inspection / work lamp with swivelling lamp head, zoom function and red back light
- Housing: plastic, aluminum green / black
- Battery: accu Li-Ion Polymer 3,7VDC 2400mAh
- Light function: 100% / 25% / flashing mode
- Operating time: up to 6h
- Luminous flux: up to 450lm
- Operating temperature range: -20°C to +45°C
- Type of protection: IP X4
- Dimensions: 74 x 44 x 48,5mm
- Weight incl. battery: approx. 160g



H-032R - incl. USB-charger

132502

Head lamp H-043R - IPX4

- Inspection / work lamp with swivelling lamp head, zoom function
- Housing: plastic, aluminum black
- Battery: accu Li-Ion 3,7VDC 2x2200mAh
- Light function: 100% / 25% / flashing mode
- Operating time: up to 12h
- Luminous flux: up to 800lm
- Operating temperature range: -20°C to +45°C
- Type of protection: IP X4
- Dimensions: 74 x 44 x 48,5mm
- Weight incl. battery: approx. 450g



H-043R - incl. USB-charger

132498



LED Lighting

Lower power consumption with great luminous efficiency

- Full luminous flux is available immediately
- Minimal temperature development
- Extremely resistant to switching (>1 million)
- Maintenance-free
- No UV/IR-radiation
- Not sensitive to impact and vibrations



Worklight FlexLED - IP65

- 2-sided LED light strip on cable reel or spool
- LED power: 13W / m = 1500lm / m
- Colour temperature: 4.000K
- Operating temperature range: -25°C to +55°C
- Type of protection: IP65
- Dimensions light strip: 16 x 8mm (B x H)
- Weight spool with 10m: approx. 2kg
- Weight cable reel with 25m: approx. 6kg



FlexLED with cable reel - 25m 2-sided LED light strip
1,5m feeding line and contour plug

841060

FlexLED with spool - 10m 2-sided LED light strip
1,5m feeding line and contour plug



841073

Emergency battery pack FlexLED - IP65

- Power: 50W
- Connected power: max. 1500W
- Li-Ion accu: 6.000mAh
- Operating time: up to 2h
- Charging time: >24h
- Operating temperature range: -10°C to +45°C
- Emergency trigger time: < 1s
- Type of protection: IP65
- Weight: approx. 2,7kg



Emergency battery pack - 1,5m feeding line with schuko plug and special coupling

841074

Accessory FlexLED

Feeding line - 1,5m 2x1,5mm² with contour plug and special coupling

841075



Work light PrimaLED - IP44

- Yellow housing made from impact-resistant polycarbonate with black rubber edges, providing shock and impact protection
- Satinated bulb cover made from Makrolon: shock and impact resistant, seals the housing to make it water- and dust-tight
- LED Power: 25,2W (SMD-LED's) = 4200lm
- Color temperature: 5.700K
- Operating temperature range: -20°C to +40°C
- Type of protection: IP44
- Dimensions: 305 x 295 x 110 mm (W x H x D)
- Weight: approx. 3,1 kg



PrimaLED with Schuko socket 16A 230V - 5 m connection cable and schuko plug 16A 230V

115611

Worklight IndustryLED - IP68/IP69

- Operating voltage: 12-45VDC / 12-30VAC
- Aluminium housing black powder-coated
- Cover plastic glass
- LED Power: 12W = 1400lm / 17W = 2000lm
- Color temperature: 6.500K
- Operating temperature range: -30°C to +50°C
- Type of protection / Protection class: IP68/IP69K / III
- Weight: 0,6kg
- Dimensions: 112 x 86 x 38mm (H x W x D)



I-LED 5.17 SPOT 12W / 17W - 5m feeding-line 3x0,75mm² without plug

840888

I-LED 5.17 FLOOD 12W / 17W- 5m feeding-line 3x0,75mm² without plug

840889

Wall mounting bracket - V2A for I-LED

110534

Worklight IndustryLED - IP67/IP69

- Operating voltage: 11-36VDC / 22-26VAC / 85-265VAC
- Aluminium housing black powder-coated
- Cover plastic glass
- LED Power: 27W = 3000lm
- Color temperature: 6.500K
- Operating temperature range: -30°C to +50°C
- Type of protection / Protection class: IP67/IP69 / I/III
- Weight: 1,04kg / 1,34kg
- Dimensions: 170 x 120 x 95mm (H x W x D)



I-LED 5.28 SPOT 27W 85-265VAC - 5m feeding-line 3x1mm² and plug

841080

I-LED 5.28 FLOOD 27W 85-265VAC - 5m feeding-line 3x1mm² and plug

841081

I-LED 5.28 SPOT 27W 11-36VDC - 3m feeding-line 2x1mm² without plug

841082

I-LED 5.28 FLOOD 27W 11-36VDC - 3m feeding-line 2x1mm² without plug

841083

Machinery- / work lights I-LED - IP65

- Small portable LED-flood light with symmetric luminous characteristics
- Slim construction, powder coated black
- Flexible lamp neck and base magnet (1000N)
- LED Power: 5x3W = 900lm
- LED Power: 6.500K
- Temperature range for operation: -30°C to +50°C
- Type of protection: IP65
- Dimensions FLEX400: 565 x 124 mm (H x D)
- Dimensions FLEX600: 765 x 124 mm (H x D)
- Weight FLEX400: approx. 1,8kg
- Weight FLEX600: approx. 1,9kg



I-LED FLEX400 - 5 m connection cable and plug-in power supply 24VDC

115839

I-LED FLEX600 - 5 m connection cable and plug-in power supply 24VDC

115842

Large area lighting GIFAS DiscLED - IP65

- Aluminum housing with rustproof polyester coating
- Cover PMMA
- Tilting lamp head
- LED Power: 300W = 39.000lm
- Color temperature: 5.000K
- Temperature range for operation: -40°C to +50°C
- Type of protection / Shock resistance: IP65 / IK08
- Dimensions: 400 x 313 mm (D x H) (incl. tripod mount)
- Weight: approx. 7,8 kg



GIFAS DiscLED incl. carrying case - 5 m connection cable and schuko plug 16A 230V

840879

Tripod with crank - H min. 190 cm, H max. 400 cm, max. loadable up to 85 kg

133940

Tripod adapter - 37 mm incl. T-screw 20 mm

840884



LED Lighting

Lower power consumption with great luminous efficiency

- Full luminous flux is available immediately
- Minimal temperature development
- Extremely resistant to switching (>1 million)
- Maintenance-free
- No UV/IR-radiation
- Not sensitive to impact and vibrations

DeltaLUXX

- Robust housing made of corrosion-resistant die-cast aluminium
- Dirt-resistant PTFE surface coating, approved for the food industry
- U-profile seal surrounding all sides
- Heat-conducting film for lasting, reliable dissipation of heat from the LED board
- Low heat generation thanks to the latest LED technology
- Max. surface temperature: +90°C, suitable for use in industrial premises with fire hazards (not DeltaLUXX HT)
- Wide operating temperature range (up to 70°C)



Hall lighting DeltaLUXX - IP65

- Hall downlights for applications with high light points
- 1 m connection cable
- Light color: 5.000K
- Housing material: Die-cast aluminium
- Cover: 3mm polycarbonate
- CRI Index: Ra>80
- L70/B10: DeltaLUXX >80.000h
- L70/B10: DeltaLUXX HT >50.000h
- Type of protection: IP65
- Protection class: I
- Degree of protection for mechanical damage: IK08
- Weight: 9,5kg
- Dimensions: 450 x 195mm (D x H)



DeltaLUXX 2 90W 100-240VAC (50/60Hz)

Luminous flux: 15.700lm

Temperature range for operation: -30°C to +65°C

800287

DeltaLUXX 2 130W 100-240VAC (50/60Hz)

Luminous flux: 21.400lm

Temperature range for operation: -30°C to +60°C

800289

DeltaLUXX 2 170W 100-240VAC (50/60Hz)

Luminous flux: 26.800lm

Temperature range for operation: -30°C to +55°C

800291

DeltaLUXX 2 200W 100-240VAC (50/60Hz)

Luminous flux: 31.000lm

Temperature range for operation: -30°C to +50°C

800293

DeltaLUXX 2 250W 100-240VAC (50/60Hz)

Luminous flux: 37.530lm

Temperature range for operation: -30°C to +45°C

800295

DeltaLUXX HT 130W 100-240VAC (50/60Hz)

Luminous flux: 21.400lm

Temperature range for operation: -30°C to +70°C

800389

DeltaLUXX HT 170W 100-240VAC (50/60Hz)

Luminous flux: 26.800lm

Temperature range for operation: -30°C to +70°C

800390



Hall lighting FlutLED Round

- Hall downlights for applications with high light points
- 0,3 m connection cable
- LED Power: 100W - 200W (6-step adjustable via slider)
- Light color: 4.000K or 5.000K
- Housing material: Die-cast aluminium
- Cover: ESG clear 5mm
- CRI Index: Ra>80
- L80/B10: >100.000h
- Type of protection: IP66
- Protection class: I
- Degree of protection for mechanical damage: : IK08
- Weight: 6,5kg
- Dimensions: 400 x 140mm (D x H) (without mounting ring)



FlutLED Round 100W - 200W 100-240VAC

Luminous flux: 18.500lm - 37.000lm
Light color: 4.000K
Temperature range for operation: -25°C to +45°C

800889

FlutLED Round 100W - 200W 100-240VAC

Luminous flux: 18.500lm - 37.000lm
Light color: 5.000K
Temperature range for operation: -25°C to +45°C

800888

Mounting bracket FlutLED Round

800890

LED Lighting

Lower power consumption with great luminous efficiency

- Full luminous flux is available immediately
- Minimal temperature development
- Extremely resistant to switching (>1 million)
- Maintenance-free
- No UV/IR-radiation
- Not sensitive to impact and vibrations

FlutLED Round

- Robust housing made of corrosion-resistant Die-cast aluminium
- 6-step power adjustment, depending on demand (100W / 120W / 140W / 160W / 180W / 200) via slider
- Zhaga interface





LED Lighting

Lower power consumption with great luminous efficiency

- Full luminous flux is available immediately
- Minimal temperature development
- Extremely resistant to switching (>1 million)
- Maintenance-free
- No UV/IR-radiation
- Not sensitive to impact and vibrations

AlphaLUXX

- Robust housing made of corrosion-resistant die-cast aluminium
- Dirt-resistant PTFE surface coating, approved for the food industry
- U-profile seal surrounding all sides
- Heat-conducting film for lasting, reliable dissipation of heat from the LED board
- Low heat generation thanks to the latest LED technology
- Max. surface temperature: +90°C, suitable for use in industrial premises with fire hazards
- Wide operating temperature range (up to 70°C)



LED floodlight AlphaLUXX - IP65

- LED floodlight with enormous efficiency of up to 149lm/W
- 1 m connection cable
- Light color: 5.000K
- Housing material: Die-cast aluminium, alloy 230D
- CRI Index: Ra>80
- L70/B10: >80.000h
- Type of protection / Protection class: IP65 / I
- Degree of protec. for mech. damage: IK10

AlphaLUXX 25/60

Cover: 3mm polycarbonate clear
Dimensions: 289 x 176 x 85,5mm (LxWxH)
Weight: AlphaLUXX 25/60: 2,7kg

AlphaLUXX 80/120

Cover: 5mm toughened glass clear
Dimensions: 389 x 252 x 106,5mm (LxWxH)
Weight: 7,0kg



AlphaLUXX 25W 100-240VAC (50/60Hz)

Luminous flux: 3.544lm
Temperature range for operation: -30°C to +60°C

800083

AlphaLUXX 40W 100-240VAC (50/60Hz)

Luminous flux: 5.430lm
Temperature range for operation: -30°C to +55°C

800075

AlphaLUXX 60W 100-240VAC (50/60Hz)

Luminous flux: 7.700lm
Temperature range for operation: -30°C to +50°C

800084

AlphaLUXX 80W 100-240VAC (50/60Hz)

Luminous flux: 12.801lm
Temperature range for operation: -30°C to +60°C

800049

AlphaLUXX 100W 100-240VAC (50/60Hz)

Luminous flux: 16.432lm
Temperature range for operation: -30°C to +55°C

800048

AlphaLUXX 120W 100-240VAC (50/60Hz)

Luminous flux: 18.636lm
Temperature range for operation: -30°C to +50°C

800043

Accessories DeltaLUXX + AlphaLUXX

Teetube cable connector THB.391.A3A, PA66GF, screw terminals
0,5-2,5 mm², for cables 7-12 mm connection assignment 3-pin 2/3/4



123867

Teetube cable connector THB.399.A3A, PA66GF, screw terminals
0,5-2,5mm², for cables 7-12mm connection assignment 3-pin L/N/PE



132896



Floodlight PLAZA FlatLED - IP66

- Symmetrical light characteristic, slim design, powder-coated color black
- 5 m supply line and schuko plug IP44
- Light color: 5.700K
- Temperature range for operation: -20°C to +50°C
- Max. surface temperature: +90°C (suitable for use in industrial premises with fire hazards)
- Material housing + reflector: aluminium
- Cover: 5mm safety-glass
- Type of protection / protection class lamp: IP66 / I
- Degree of protection against mechanical damage: IK08

PLAZA Flatled FLOOD 16W 230VAC

Luminous flux: 2.200lm
Weight: 1,3kg
Dimensions: 205 x 150 x 44mm (H x W x D)



840649

PLAZA Flatled FLOOD 24W 230VAC

Luminous flux: 3.400lm
Weight: 2,3kg
Dimensions: 251 x 200 x 45mm (H x W x D)



800039

PLAZA Flatled FLOOD 48W 230VAC

Luminous flux: 7.500lm
Weight: 4,1kg
Dimensions: 330 x 243 x 58mm (H x W x D)



800040

PLAZA Flatled FLOOD 72W 230VAC

Luminous flux: 10.180lm
Weight: 5,5kg
Dimensions: 372 x 265 x 80mm (H x W x D)



800041

PLAZA Flatled FLOOD 150W 230VAC

Luminous flux: 21.220lm
Weight: 9,0kg
Dimensions: 450 x 355 x 95mm (H x W x D)



840359

LED Lighting

Lower power consumption with great luminous efficiency

- Full luminous flux is available immediately
- Minimal temperature development
- Extremely resistant to switching (>1 million)
- Maintenance-free
- No UV/IR-radiation
- Not sensitive to impact and vibrations





LED Lighting

Lower power consumption with great luminous efficiency

- Full luminous flux is available immediately
- Minimal temperature development
- Extremely resistant to switching (>1 million)
- Maintenance-free
- No UV/IR-radiation
- Not sensitive to impact and vibrations



Protection tube light StreamLED Power - IP68/69

- Through wiring for light chain
- Connection by cable gland M20 (for cable Ø 7-14 mm)
- Indestructible (meets industrial health and safety standards)
- Degree of protection against mechanical damage with acrylic tube: IK10
- Beam Angle: 120°
- Light color: 6.500K
- Temperature range for operation: -30°C to +50°C
- Type of protection: IP68 / IP69
- Protection class: I
- Tube: shockproof acryl ø 54 mm

StreamLED Power 6W 230VAC

Luminous flux: 934lm
Length: 660mm



840660

StreamLED Power 12W 230VAC

Luminous flux: 1.871lm
Length: 1.080mm



840663

StreamLED Power 13,5W 230VAC

Luminous flux: 1.959lm
Length: 660mm



840661

StreamLED Power 27W 230VAC

Luminous flux: 3.723lm
Length: 1.080mm



840664

StreamLED Power 36W 230VAC

Luminous flux: 5.520lm
Length: 1.450mm



841130

StreamLED Power 51W 230VAC

Luminous flux: 7.087lm
Length: 1.895mm



841131

Wall fitting

Stainless steel A4



840082



LineLED Pro 3 - IP65

- Moisture-proof diffuser light for demanding applications in industrial plants, underground car parks as well as refrigerated and storage areas
- Housing material: epoxy-glass resin
- Cover: PC matt
- Luminous angle: 120°
- Light color: 5.000K
- CRI Index: Ra >80
- L70/B30: 50.000h
- Temperature range for operation -15°C to +35°C
- Type of protection: IP65
- Degree of protection: IK08
- Through-wiring 5x2.5 mm²
- Locks and fasteners made of stainless steel



LineLED Pro 3 - 24W 220-240VAC

Luminous flux: 3.000lm
Weight: ca. 1,6kg
Dimensions: 600 x 100 x 123mm (L x W x H)

133579

LineLED Pro 3 - 36W 220-240VAC

Luminous flux: 4.500lm
Weight: ca. 2,8kg
Dimensions: 1200 x 100 x 123mm (L x W x H)

133567

LineLED Pro 3 - 50W 220-240VAC

Luminous flux: 6.250lm
Weight: ca. 3,9kg
Dimensions: 1500 x 100 x 123mm (L x W x H)

133568

LineLED Pro 3 - 65W 220-240VAC

Luminous flux: 8.125lm
Weight: ca. 3,9kg
Dimensions: 1500 x 100 x 123mm (L x W x H)

133719

LineLED Pro 3 - 65W 220-240VAC - with emergency light function

including emergency light battery - LiFePO4 6.4V -
(up to 1h emergency light at 10% light output)
Luminous flux: 8.125lm
Weight: ca. 4,3kg
Dimensions: 1500 x 100 x 123mm (L x W x H)

138266

Max. number of lights per circuit breaker

LineLED PRO3	circuit breaker		
	B16A	C16A	B20A
24W	32 pc.	60 pc.	40 pc.
36W	32 pc.	60 pc.	40 pc.
50W	23 pc.	38 pc.	28 pc.
65W	17 pc.	30 pc.	21 pc.

LED Lighting

Lower power consumption with great luminous efficiency

- Full luminous flux is available immediately
- Minimal temperature development
- Extremely resistant to switching (>1 million)
- Maintenance-free
- No UV/IR-radiation
- Not sensitive to impact and vibrations





LED Lighting

Lower power consumption with great luminous efficiency

- Full luminous flux is available immediately
- Minimal temperature development
- Extremely resistant to switching (>1 million)
- Maintenance-free
- No UV/IR-radiation
- Not sensitive to impact and vibrations

GIFAS TEC

- Simplest installation and removal with click-slide system
- Selection of light color via slider
- Soft start and automatic luminous flux adjustment (CLO)
- Tool-free phase switching via slider
- 7-steps power regulation from 25 - 75W via DIP switch
- Fully integrated, independent through-wiring
- Integrated fall protection



LED light strip module GIFAS TEC - IP20

- For easy retrofitting of common light strip systems (compatible with almost all light strip manufacturers)
- LED Power: 25W - 75W (7-steps adjustable via DIP-switch)
- Beam angle: 120°
- Light color: 3.000K / 4.000K / 5.000K (selectable via slider)
- Temperature range for operation: -20°C to +50°C
- Housing material: aluminium
- Type of protection: IP20
- Protection class: I



LED universal light strip module GIFAS TEC 25-75W 230VAC

Luminous flux: 4.100lm - 12.298lm

Dimensions: 1.527 x 65 x 50mm (L x W x H)

Weight: ca. 1,6kg

142209

Blind cover for light strip module

142210

Feed-in – plug with quick connectors, wiring 5x2,5mm²

142211

Connection cable 1,5m - with plugs on both sides, wiring 5x2,5mm²

142212

Connection cable 3m - with plugs on both sides, wiring 5x2,5mm²

142213



Work light PrimaLED 24V - IP44

- Yellow housing made from impact-resistant polycarbonate with black rubber edges, providing shock and impact protection
- Satinated bulb cover made from Makrolon: shock and impact resistant, seals the housing to make it water- and dust-proof
- LED Power: 25,2W (SMD-LED´s) = 4200lm
- Color temperature: 5.700K
- Temperature range for operation: -20°C to +40°C
- Type of protection: IP44
- Dimensions: 305 x 295 x 110mm (W x H x D)
- Weight: approx. 3,1 kg



PrimaLED 24V - 5m connection cable 2x1,5mm² with solid rubber CEE-plug 2x16A 24V

115617

Handlamp StabiLED 24V - IP65 / IP44

- Shock-proof polycarbonate tube
- Type of protection: IP65/IP44
- Dimensions: 510 x 60mm (L x D)
- Weight (without cable) : 0,3kg



StabiLED 24V, 5m connection cable 2x1,5mm² with solid rubber CEE-plug 2x16A 24V

80981

Magnet with spring clamp (D=37mm)
for Handlamp StabiLED



12253

Safety transformer 120VA 4A 24V

- Solid rubber housing BR 1616 with carrying handle, protective transformer
- Weight: 3kg
- Dimensions: 160 x 160 x 90mm (H x W x D)



Safety transformer 120VA 4A 24V - 3m connecting cable 2x1,5mm² and contour plug 16A 230V, 1/solid rubber CEE-socket 2x16A 24V

48541

Solid rubber CEE-extension

10m Proflexx 2x1,5mm², solid rubber CEE-plug and coupling 2x16A 24V



79201

Other GIFAS products



Energy bollard RONDO



Distributor sled



Stainless steel distributor




Aluminium energy column



Retractable bollard



Stainless steel distribution cabinet




Turbulator



Powersafe plug-in connectors



Tennis court lighting Court Beam LED



Decoration light VisuLED




High performance spotlight




Guidance systems



Light bar LaneLED WALL



Mobile lighting WayLED



LED handrail INOX 42





Scan the QR code and find out more about GEFAS ELECTRIC and systematic quality!



Scan the QR code and find out more about underfloor distributors and floor sockets!



CONTACT US

GEFAS ELECTRIC

GEFAS ELECTRIC Gesellschaft m.b.H.
Strass 2 • 5301 Eugendorf • AUSTRIA

+43 6225/7191-0
+49 8654/404-2000
verkauf@gifas.at
www.gifas.at

